


MOUNT VERNON

NAZARENE UNIVERSITY

FACT SHEET 2021-2022

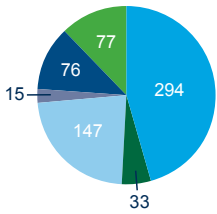




MVNU Average ACT Score:

2021: 22.2 2020: 22.5
National Average: 20.3

New Students:



Traditional	Non-Traditional
FF	FR-SR
TR	GRAD
PS/GU	
RE-AD	
489	153
Total = 642	

Total Enrollment by Classification: 2021

	2020	2021	Trad.		Non-Trad.		Total	
Classif.	Total	Total	F	M	F	M	F	M
FR	439	374	146	143	66	19	212	162
SO	298	321	158	116	38	9	196	125
JR	374	352	132	124	72	24	204	148
SR	504	437	192	130	82	33	274	163
PS	151	203	138	65			138	65
GU/SC	6	12	2	4	6		8	4
Grad	326	294			189	105	189	105
GR Guest	43	71			55	16	55	16
Subtotal			768	582	508	206	1,276	788
Total	2,141	2,064	1,350		714		2,064	

2021 MVNU Retention Rate: 77.7%

Total Enrollment by Degree Status:

	Full-time		Part-time		Total	FTE
Undergraduates	F	M	F	M		
First-time in college (trad.)	152	142	0	0	294	299.4
First-time in college (GPS)	0	0	0	0	0	0
All other degree-seeking	616	409	118	47	1,190	1,099.2
Total degree-seeking	768	551	118	47	1,484	1,398.6
All non-degree seeking	31	9	115	60	215	94.7
Total undergraduates	799	560	233	107	1,699	1,493.3
Total graduates	143	80	101	41	365	362.1
Total all students	942	640	334	148	2,064	1,855.4

Historical Headcount:

Year	Trad.	Non-Trad.	Grad.	Total
2019	1,420	396	389	2,205
2020	1,393	374	374	2,141
2021	1,350	349	365	2,064

Non-Traditional Students:

	Undergraduate	Graduate	Total
Online	349	365	714

Total Enrollment by Ethnicity:

Ethnicity	FTIC	Trad.	Non-Trad.	Grad.	Total
American Indian/Alaskan	0	4	1	1	6
Asian	3	20	1	2	23
Black/African American	3	18	21	30	69
Hawaiian/Pacific Islander	0	0	0	1	1
Hispanic	15	39	8	9	56
NonResident	1	12	1	2	15
Two or More	5	39	18	8	65
Unknown	10	31	5	10	46
White	257	1,187	294	302	1,783
Total	294	1,350	349	365	2,064

Age and Gender:

	Traditional		Non-Traditional		Graduate		Total
Age	F	M	F	M	F	M	
<18	131	54					185
18-19	307	234	3	1			545
20-21	275	233	11	6	5	3	533
22-24	49	51	33	9	33	26	201
25-29	4	7	52	11	46	27	147
30-34		3	50	17	44	16	130
35-39	1		33	9	33	14	90
40-49			57	21	56	22	156
50-64	1		23	11	27	11	73
>64			1		1		2
Unknown			1		1		2
Total	768	582	264	85	244	121	2,064

Geographic Distribution:

State of Residence	2020		2021	
Ohio	1,927	90.0%	1,830	88.7%
West Virginia	28	1.3%	28	1.4%
Indiana	19	0.9%	21	1.0%
Pennsylvania	25	1.2%	26	1.3%
Michigan	20	0.9%	17	0.8%
Kentucky	11	0.5%	20	1.0%
Other U.S.	91	4.3%	96	4.7%
Foreign Countries*	20	0.9%	26	1.3%
Total*	2,141	100%	2,064	100%

* Includes 32 states/U.S. territories & 15 foreign countries (Canada, China, Columbia, Costa Rica, Denmark, Ethiopia, Guyana, Honduras, Kenya, Netherlands, Philippines, Portugal, Puerto Rico, Trinidad and Tobago, and the United Kingdom).

Most Frequent Denominations:

Denomination	2021 Total		2021 Trad. Non-Trad.	
Nazarene	498	24.1%	413	85
Christian	309	15.0%	189	120
Non-Denominational	239	11.6%	170	69
Baptist	192	9.3%	133	59
Catholic	116	5.6%	46	70
Other Denominations	494	23.9%	312	182
Declined to State/No Preference	216	10.5%	87	129
Total	2,064	100%	1,350	714

Nazarene, State, and County:

Student Status	Nazarene		Ohio		Knox County	
FTIC (first-time)	86	29.3%	254	86.4%	31	10.5%
Traditional	327	31.0%	929	88.0%	206	19.5%
Non-Traditional	40	11.5%	323	92.6%	40	11.5%
Graduate	45	12.3%	324	88.8%	64	17.5%
Total	498	24.1%	1,830	88.7%	341	16.5%

MVNU has been ranked:

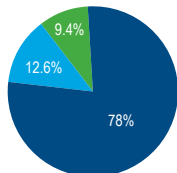
- Best Job Placement Rate in Ohio by Intelligent.com (2021 & 2022)
- Top 5 Best Colleges in Ohio by Intelligent.com (2022)
- Top 5% Best Colleges for the Money by CollegeFactual.com (2020)
- Top 6 Safest College Campuses in Ohio by Niche.com (2020)



TUITION/FINANCIAL AID

Full-Time:	2020-2021	2021-2022
Tuition (Traditional)	\$31,360	\$32,614
Room/Apartment	\$4,398	\$5,294
Board	\$3,952	\$3,952
Student Fee	\$250	\$250
Per Credit Hour	\$870	\$906

■ Tuition
■ Room
■ Board



2020-2021 Financial Aid:

1,346 degree-seeking undergraduates (90.7%) received \$53,532,539 in aid, including work-study, averaging \$36,073 per undergraduate.
349 degree-seeking graduate students (95.6%) received \$7,170,972 in aid, averaging \$19,646 per graduate student.

Government:	2019-2020	2020-2021	2021-2022
Loans	\$13,144,824	\$12,286,580	\$10,595,245
Scholarship/Grant	\$2,966,264	\$2,806,339	\$2,501,845
Employment	\$189,658	\$202,984	\$185,276
MVNU:			
Scholarship/Grant	\$23,570,384	\$23,883,998	\$24,619,410
Employment	\$442,664	\$419,138	\$419,599
Other:			
Scholarship/Grant	\$1,027,940	\$866,048	\$923,772
Private Loan	\$2,348,749	\$2,146,945	\$1,938,812
Total	\$43,058,161	\$41,989,910	\$40,579,084

STUDENT LIFE

Honor Societies by Type and Beginning Date:

National:	Alpha Chi Ohio Delta	1978
Nazarene:	Phi Delta Lambda	1976
Departmental:	Delta Mu Delta (Business)	1976
	Sigma Tau Delta (English)	2005
	Psi Chi (Psychology)	2010
	Sigma Theta Tau (Nursing)	2013

Club Sports and Arts

Disc Golf
Esports
Theatre
Swimming

Student Body and Class Presidents:

Josh Houston, Student Government Association President
Nick Miller, Senior Class President
Josh Hageman, Junior Class President
Ben Slater, Sophomore Class President
Evan Hodkinson, Freshman Class President

Resident Student Participation:	2019-2020	2020-2021
Female Intramurals	133 19%	169 24%
Male Intramurals	255 47%	292 53%

Student Life Contacts:	2020-2021	2021-2022
Individual Counseling Contacts*	347/1,092	237/1,111
Training Sessions and Seminars	281	238
Student Health Visits	200+ (COVID)	1,662 (COVID)

*Includes professional/clerical staff.

On-Campus Residents:	2020	2021
# Residents (% of Traditional Undergraduates)	963 86.9%	927 83.2%
Residence Hall Capacity (% Full)	1,108	1,114

ATHLETICS

VISIT MVNUCOUGARS.COM



National: NAIA
Mascot: Cougars
Colors: Blue and Green
Conference: Crossroads League

Athletic Teams	M	F	Season
Basketball	Varsity	x	Winter
Baseball	Varsity	x	Spring
Bowling	Varsity	x	Fall
Cheerleading (coed)	Varsity	x	Fall/Spring
Cross-Country	Varsity	x	Fall
Golf	Varsity	x	Fall/Spring
Indoor Track and Field	Varsity	x	Winter
Lacrosse	Varsity	x	Spring
Outdoor track and field	Varsity	x	Spring
Soccer	Varsity	x	Fall
Softball	Varsity	x	Spring
Tennis	Varsity	x	Fall/Spring
Volleyball	Varsity	x	Spring/Fall
Lacrosse	Club	x	
Swimming	Club	x	
Soccer	Junior Varsity	x	
Basketball	Junior Varsity	x	
Volleyball	Junior Varsity	x	

Facilities:

Ariel Arena
Donoho Recreation Center
Cougar Fields
Ramser Tennis Courts
CH4 Stadium opening Summer 2022

Athletic Director:

Chip Wilson

Sports Information

Director:

Alex Stewart

Academic Majors 2020

Fall 2020 Enrolled Majors, Teaching Faculty, & Graduates

School	First Major	Instructional Faculty					Graduates		
		Contract Status			FTE	Doc.	Bac.	Assoc.	Grad.
Department/Program	Total	F-T	P-T/Adj	Total					
Arts and Humanities	166	16	31	47	21.691		66	2	0
Art	11	2	3	5	2.05	0	9		
Communication	39	2	6	8	3.908	2	13		
English	21	5	6	11	5.275	4	8		
Graphic Design	31	3	0	3	1.375	0	7		
History	30	1	5	6	2.617	2	14		
Music	29	3	9	12	5.441	3	10	2	
Spanish	3	0	2	2	1.025	0	4		
Theatre	2			0			1		

Academic Majors 2021

Fall 2021 Enrolled Majors, Teaching Faculty, & Graduates

School	First Major	Instructional Faculty					Graduates		
		Contract Status			FTE	Doc.	Bac.	Assoc.	Grad.
Program	Total	F-T	P-T/Adj	Total					
Arts and Humanities	150	15	22	37	10.388		31	4	0
General Studies								3	
Art	15	2	1	3	1.021	0	4		
Communication Studies	36	2	4	6	2.179	1	6		
English	22	5	5	10	2.675	4	7		
Graphic Design	29	2	0	2	0.575	0	6		
History	27	1	3	4	1.388	2	5		
Music	18	3	8	11	2.300	3	3	1	
Spanish	2	0	1	1	0.250	0			
Theatre	1	0	0	0					

Continued Academic Majors 2020

Fall 2020 Enrolled Majors, Teaching Faculty, & Graduates

School	First Major	Instructional Faculty					Graduates			
Department/Program	Total	Contract Status			FTE	Doc.	Bac.	Assoc.	Grad.	
		F-T	P-T/Adj	Total						
Jetter School Prof. Studies	457	21	20	41	21.992		76	1	0	
Accounting	36	3	0	3	1.725	1	8			
Business Administration	127	6	3	9	4.983	4	24	1		
Sports Management	27	1	2	3	0.542	0	4			
Early Childhood Ed	92	7	6	13	10.323	8	10			
Intervention Specialist	25			0			3			
Middle Childhood Ed	25			0			4			
Phys Ed/Health Ed	9	2	5	7	2.242	1	0			
Exercise Science	56			0			5			
Exercise Studies	2			0			3			
Social Work	58	2	4	6	2.177	1	15			
Natural & Social Sciences	314	30	8	38	24.613		78	0	0	
Biology	114	5	2	7	5.659	5	22			
Chemistry	14	3	2	5	1.506	3	3			
Computer Science BA	13	2	0	2	1.608	2	8			
Computer Science BS	11									
Computer Engineering	7									
Criminal Justice	25	4	0	4	1.433	3	6			
Engineering	51	6	0	6	4.632	5	15			
Mathematics BA	2	4	2	6	6.108	3				
Mathematics BS	29			0			3			
Psychology	48	6	2	8	3.667	4	21			
Nursing & Health Sciences	195	7	7	14	8.585		38	0	0	
Communication Sciences & Disorders	31	2	3	5	1.418	2	5			
Health Sciences	15	1	2	3	1.000	1	4			
Nursing	149	4	2	6	6.167	1	29			
Christian Ministry	81	12	2	14	7.308		18	0	0	
Christian Ministry	63	3	0	3		2				
Educational Ministries	1						1			
Pastoral Ministry	4						3			
Worship Ministry							1			
Youth Ministries	3						4			
Intercultural Studies	6	2	0	2	0.550	1	5			
Philosophy	1	2	1	3	1.333	2				
Religion	3	5	1	6		4	4			
GPS Undergraduate Prog.	374	21	85	106	21.967		129	0	0	
General Studies	51	7	17	24	4.389	6	17			
Business Administration	105	3	18	21	5.833	7	58			
Christian Ministry	2	2	5	7	0.667	4				
Early Childhood Ed	35	1	15	16	4.305	3	9			
Elementary Ed (P-5)	59			0						
Leadership	8	2	10	12	1.500	3	6			
Ministry Leadership	5			0			1			
Public Administration	18	0	4	4	0.167	0	3			
Nursing	19	5	1	6	1.000	2	12			
Social Work	72	1	15	16	4.106	3	23			
GPS Graduate	294	13	34	47	17.920		47	0	0	152
Business Administration MBA	113	3	20	23	8.250	23				60
Healthcare Administration MBA	28	0	1	1	0.500	1				25
Management MSM	7			0						2
Intervention Specialist ISP MAEd	28	4	10	14	7.920	14				44
Intervention Specialist ISM MAEd	30			0						
Professional Educator's License MAEd	50			0						23
Nursing Education MSN	11	4	0	4	0.500	4				6
Dual MBA/MMin	15			0						4
Practical Theology MMin	12	2	3	5	0.750	5				17
Subtotal							405	3	152	
Total	1,881	120	187	307	124.076	139				560

Continued Academic Majors 2021



Fall 2021 Enrolled Majors, Teaching Faculty, & Graduates

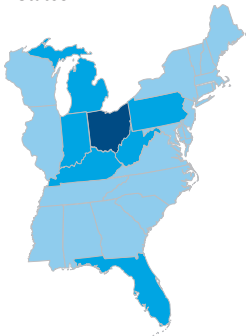
School	First Major	Instructional Faculty					Graduates			
Program	Total	Contract Status			FTE	Doc.	Bac.	Assoc.	Grad.	
		F-T	P-T/Adj	Total						
Jetter School Prof. Stud.	430	21	12	33	10.758		94	2	0	
Accounting	37	3	0	3	0.858	1	13			
Business Administration	127	6	2	8	2.293	4	31	2		
Sports Management	21	0	2	2	0.2500	0	5			
Early Childhood Ed	86	7	4	11	4.777	5	11			
Intervention Specialist	16			0	0.092		12			
Middle Childhood Ed	28			0			5			
Phys Ed/Health Ed	14	2	3	5	1.300	0	1			
Exercise Science	53			0			7			
Exercise Studies	1			0						
Social Work	47	3	1	4	1.188	1	9			
Natural & Social Sciences	282	27	5	32	12.172		65	0	0	
Biology	93	5	1	6	2.780	4	16			
Chemistry	16	2	0	2	0.711	2	3			
Computer Science BA	8	2	0	2	0.776	2	1			
Computer Science BS	12			0			5			
Computer Engineering	7			0			1			
Criminal Justice	28	1	1	2	0.563	1	7			
Emergency Management	8	1	0	1	0.375	1				
Engineering	43	5	0	5	2.671	5	10			
Mathematics BA	5	8	0	8	2.575	5	1			
Mathematics BS	19			0			8			
Psychology	43	3	3	6	1.721	3	13			
Nursing & Health Sciences	171	7	5	12	3.294		49	0	0	
Communication Sciences & Disorders	26	2	2	4	0.583	1	10			
Health Sciences	14	1	1	2	0.583	1	4			
Nursing	131	4	2	6	2.128	1	35			
Christian Ministry	77	8	2		3.297		15	0	0	
Christian Ministry	65	8	2	10		5	12			
Intercultural Studies	2			0	0.125		3			
Religion	2			0			0			
Worship Arts	8			0			0			
GPS Undergraduate Prog.	343	15	54	69	12.920		103	0	0	
General Studies	42	4	14	18	2.488	4	18			
Business Administration	87	3	14	17	2.918	2	32			
Christian Ministry	18	1	2	3	0.500	1	0			
Early Childhood Ed	16	0	4	4	2.971	0	13			
Elementary Ed (P-5)	62			0			2			
Emergency Management	4			0			0			
Leadership	7	3	5	8	0.917	3	3			
Ministry Leadership	3			0	0.167		2			
Public Administration	12	0	2	2	0.250	0	7			
Nursing	10	2	1	3	0.417	1	4			
Social Work	82	2	12	14	2.292	3	22			
GPS Graduate	294	18	31	49	10.910	48	0	0	126	
Business Administration MBA	113	4	15	19	5.021	19				47
Healthcare Administration MBA	28	2	4	6	0.688	6				12
Management MSM	7			0						0
Intervention Specialist ISP MAEd	28	4	12	16	3.993	16				13
Intervention Specialist ISM MAEd	30			0						11
Professional Educator's License MAEd	50			0						23
Nursing Education MSN	11	4	0	4	0.750	3				6
Dual MBA/MMin	15			0						4
Practical Theology MMin	12	4	0	4	0.458	4				10
Subtotal							357	6	126	
Total	1,747	111	131	242	63.739	114				489



ALUMNI

Geographic Distribution of Alumni by Top Seven States:
(Includes only alumni with current addresses.)

Top Seven States	2022
Ohio	16,414
Florida	625
West Virginia	476
Pennsylvania	441
Indiana	357
Tennessee	310
Kentucky	302
All Other	3,357



Total # of living alumni: 22,282
Total # of known correct addresses: 18,923

FACULTY

Fall 2021 Faculty by Status by Teaching Load:

Status	Full-time	Part-time* and Adjunct	Total
Number	66	163	229

*Regular part-time teaching at least 12 hours.

Rank and Salary of Full-Time Teaching Faculty:

Rank	Female		Male		Salary*
Professor	12	31%	19	42%	\$65,665
Associate Prof.	6	15%	11	24%	\$59,233
Assistant Prof.	20	51%	14	31%	\$51,372
Instructor	1	3%	1	3%	\$38,755
Total	39	100%	45	100%	Mean Salary: \$57,936

*Merit and department chair pay not included; based on 9-month salary.

Average tenure for 2021-2022: 13.5 years

% of FT Teaching Fac w/Terminal Degrees: 45/64 = 70.3%

Mean Credit Hour Load for Traditional Undergraduates:

Fall 2020	Spring 2021	Fall 2021
14.95	15.03	15.01

Faculty and Staff	Full-Time		Part-Time		Total	
Classification						
Faculty	77	27.2%	6	15.8%	83	25.9%
Exec./Admin. Fac.	19	24.7%	0	0.0%	19	22.9%
Teaching Faculty	58	75.3%	6	100.0%	64	77.1%
Staff	206	72.8%	32	84.2%	238	74.1%
Exec/Admin/Mgr	46	22.3%	0	0.0%	46	19.3%
Other Professionals	104	50.5%	12	37.5%	116	48.7%
Sec./Clerical	25	12.1%	12	37.5%	37	15.5%
Skilled Craft	7	3.4%	0	0.0%	7	2.9%
Service/Maint.	24	11.7%	8	25.0%	32	13.4%
Total	283		38		321	100%

FTE Student/Faculty Ratio:	2019	2020	2021
Undergraduate Traditional	15.3/1	14.4/1	13.2/1
Undergraduate Non-Traditional	13.6/1	11.2/1	8.8/1
Total Undergraduate	15.01/1	13.7/1	12.2/1
Graduate	21.1/1	8.9/1	8.4/1
Grand Total	15.9/1	12.7/1	11.6/1

President's Award for Excellence in Teaching

2022 — Dr. John Noonan
2021 — Dr. Dorothea Hawthorne
2020 — Dr. Jose Oommen

2021 Faculty Member
of the Year

Geoffrey Fuller, Ph.D.
Professor of Biology

2021 Staff Member
of the Year

Ben Cook
Director of Facilities

ACADEMIC AFFAIRS

Accreditation:

The Higher Learning Commission
230 S. LaSalle, Suite 7-500, Chicago, IL 60604
800-621-7440 hlcommission.org

Courses Offered by Class Level: 2021-2022

0000	1000	2000	3000	4000	5000	6000	Total
7	265	196	280	158	11	176	1,093
1%	24%	18%	26%	14%	1%	16%	100%

Total Number of Classes Taught 2017-18: 1,390

Degrees Awarded:	2020-2021		2021-2022	
Associate	26	4%	24	5%
Bachelor	436	70%	363	70%
Master of Arts in Education	62	10%	47	9%
Master of Business Administration	82	13%	63	12%
Master of Ministry	12	2%	14	3%
Master of Science in Management	3	1%	0	0
Master of Science in Nursing			6	1%
Total (7/1 to 6/30)	621	100%	517	100%

IPEDS Library Collections

	2018-2019		2019-2020		2020-2021	
	Physical	Digital	Physical	Digital	Physical	Digital
Books	90,588	204,138	90,962	227,057	91,159	258,038
Databases		270		262		220
Media	3,695	151,362	3,697	133,847	3,696	172,084
Serials	874	30,548	887	30,158	869	30,335
Subtotal	95,157	386,318	95,546	391,324	95,724	460,677
Total	481,475		486,870		556,401	

*per IPEDS classification



ANNUAL OPERATING BUDGET

Revenue	2020-21 Actual	2021-22 Prelim. Actual
Traditional Net Tuition Revenue		
Traditional Tuition Revenue	\$14,657,820	\$38,799,191
Unfunded Tuition Discount		-\$24,906,405
Subtotal	\$14,657,820	\$13,892,787
GPS Net Tuition Revenue		
Tuition Revenue	\$5,345,177	\$5,021,797
Financial Aid		-\$98,000
Subtotal	\$5,345,177	\$4,923,797
Fee Revenue		
Traditional Fee Revenue	\$89,754	\$176,460
GPS Fee Revenue		\$34,300
Subtotal	\$20,092,751	\$19,027,344
Net Tuition Revenue	\$20,092,751	\$19,027,344
Other Revenue		
Traditional Tuition Revenue	\$7,969,293	\$8,273,948
Unfunded Tuition Discount	\$1,565,526	\$1,510,000
Unfunded Tuition Discount	\$2,115,676	\$1,491,432
Subtotal	\$11,650,495	\$11,275,380
Total Revenue	\$31,743,246	\$30,302,724

Expenses	2020-21 Actual	2021-22 Prelim. Actual
Operating Expenses		
Salaries/Wages/Benefits	\$20,376,751	\$21,306,278
Other Expenses	\$10,821,711	\$10,458,337
Subtotal	\$31,198,462	\$31,764,615
Capital Expenses		
Principal Payments		\$389,560
Capital Expenditures		\$588,335
Subtotal		\$977,895
Operating Surplus / (Deficit)	\$544,785	-\$2,439,786
Designated Reserve Transfers	-\$1,905,138	\$25,000
Total Operating Surplus / (Deficit)	-\$1,360,353	-\$2,414,786
Grant Funds	\$3,232,649	\$2,414,786
Total Surplus / (Deficit)	\$1,872,296	

*Preliminary; subject to change

UNIVERSITY RELATIONS

Endowment funds EOY

Endowment Funds as of:	6/30/20	6/30/21
Restricted:		
Scholarship/Student Loans	\$15,668,572.17	\$19,836,983.77
Maintenance/Energy	\$260,872.02	\$326,167.61
Other	\$1,984,793.58	\$2,504,246.14
Quasi/Unrestricted:		
Scholarships	\$849,630.50	\$1,092,559.38
Maintenance/Energy	\$946,449.73	\$1,183,343.74
Other	\$3,479,912.72	\$3,839,320.78
Total	\$23,190,230.72	\$28,782,621.42

East Central Region Church Giving:

District	2020-21
Eastern Kentucky	\$107,222
East Ohio	\$149,438
North Central Ohio	\$316,563
Northwestern Ohio	\$274,007
South Central Ohio	\$399,357
Southwestern Ohio	\$311,295
West Virginia North	\$117,683
West Virginia South	\$114,957
Total	\$1,790,522

UNIVERSITY RELATIONS CONT.

Amount Raised	FY19	FY20	FY21
University Fund	\$88,160	\$172,553	\$206,700
Giving Day		\$57,547	\$161,918

CAMPUS MINISTRIES

Campus Ministries

Belong Groups average 229 each week with 374 unique attendees. Life Groups average 186 each week with 331 unique attendees.

Service Learning Trip

Cactus, TX
Cleveland, OH
Columbus, OH

CoSMO

There are 14 ministries called CoSMO (Community Service and Ministry Opportunities). These groups serve children, teens, the developmentally disabled, and the elderly. In 2021-2022, more than 250 students were involved.

Campus Ministries

The Campus Ministries division conducts all corporate chapel experiences, freshmen small groups, upper division student mentoring, critical conversations, justice talks, and partner with the Campus Life division on the wellness program.

CAMPUS FACILITIES

BUILDING	CONST. RENOV.		BUILDING	CONST. RENOV.	
Academic Space:			General Service (cont.):		
Buchwald Center	1904	2009	Morrison Facilities		
Clarence & Jennie Moore Center	2000	2016	Services Storage	1994	
Faculty Hall	1970	2017	South Main Plaza		2020
Hunter Hall	1940	2011	Student Health Services	1977	2021
Hyson Campus Center	1968	2011	The Barn	1930	2008
Jetter School of Business	1990	2008	Thorne Library/Happy Bean Coffee Shop	1996	2021
Regents Hall	1984	2021			
R. R. Hodges Chapel and Fine Arts Center	1989	1991	Auxiliary Services:		
Stephen W. Nease Center	1959	2018	Couchenour House	1968	2010
Thorne Library/Learning Resources Center	1996	2017	The Gathering Place	1983	2021
			The Lofts (downtown)		2020
Administrative Space:			PineCrest Farm		2021
Academic Services	1978	2005	President's Guest House	1950	2012
Founders Hall	1968	2020	South Main Rentals	1920	2020
Lakeholm Manor	1870	2007	The Mount Vernon		2015
Parry Business Services	1977	1996	Grand Hotel		
			The Wise Building (in progress)		
Athletics (not including outside fields)			Student Housing:		
Ariel Arena	2013		Birch Apts	1988	2020
Donoho Recreation Center	1969	2016	Cedar Apts	1975	2018
Indoor Hitting Facility	1998		Central Complex	1976	2022
CH4 Stadium (under construction)			Cyprus Apts	2000	2015
MVNU Softball Field Stadium	2007		Elmwood Apts	1977	2015
William and Evelyn Prince Student Union	1969	2017	Galloway Hall	1972	2016
			Glen House Apts	1968	
General Service Space:			Maplewood Apts	1976	2016
Cougar Corner Bookstore	1984	2014	Oakwood Hall	1969	2017
Historical Ice House	1870	1997	Pioneer Hall	1968	2016
Hunter Hall - Happy Bean Coffee Shop	1940	2021	Redwood Hall	1998	
Morrison Facilities Building	2011		Rosewood Apts	1995	1996
Morrison Facilities Grounds Building	2011		Spruce Apts	1994	2017

Total # of Acres; 332
Total Square Footage; 762,815
Parking Spaces; 1,649

SENIOR LEADERSHIP TEAM

Henry W. Spaulding II, Ph.D.

President and Chief Executive Officer

B. Barnett Cochran, Ph.D.

Vice President for Academic Affairs and Chief Academic Officer

Scott L. Campbell

Vice President for Finance and Chief Financial Officer

James W. Smith

Vice President for University Relations

Eric. W. Stetler, DBA

Vice President for Graduate and Professional Studies

Tracy J. Waal

Vice President for Student Life



800 Martinsburg Road
Mount Vernon, OH 43050

Tel. 740-392-6868
Fax 740-397-2769
mvnu.edu

Prepared by

Institutional Effectiveness Office

Krissta N. Hadsell, M.B.A.,

Director of Institutional Research and Accountability
(ext. 4125)